UCT ONLINE
HIGH SCHOOL

THE AMENDED SENIOR CERTIFICATE:

A GATEWAY TO OPPORTUNITY

TABLE OF CONTENTS

Celebrating second chances 03

What is the Amended Senior Certificate (ASC)? 05

Are you eligible to register for the Amended Senior Certificate? 07

Step 1: Selecting your subjects 08

Step 2: Registering with the Department of Basic Education 09

Step 3: Preparing for your exams 12

Step 4: Investing in a support system 14

Step 5: Writing your exams 17

Start the application process today 17

Resources 18

CELEBRATING SECOND CHANCES

Going back to school can be a daunting prospect, especially if you need to combine study with work and family responsibilities. But having a matric certificate opens you up to endless opportunities.

Whether it be by furthering your education or career, or even just boosting your confidence, obtaining your matric certificate is a valuable undertaking. Success has no age limit and when it comes to education, it's never too late to pursue a better future for you and your family.

Education is a key pillar for a thriving society. It has the potential to shape minds, expand opportunities and drive progress – for individuals, their communities, and society at large. But with the long legacy of inequality in our country, many South Africans have been unable to attain their matric certificate.

Results of Census 2022 show that only 37.6% of the South African population have completed matric. This is a concerning number. Especially when we consider that the lack of a matric qualification has been linked to poorer earning capacity, increased chances of unemployment, and financial instability.

We need to provide redress for those who were unable (or never given the opportunity) to complete their matric the first time around. The Department of Basic Education's (DBE's) Amended Senior Certificate (ASC) programme provides you with this second chance. That's why UCT Online High School made the call to offer Adult Matric: a programme that guides you through the ASC curriculum and helps you get ready to sit your exams.

So if you're thinking about getting your matric, be it via UCT Online High School, through the Department of Basic Education (DBE), or with another provider, then read on. We've summarised everything you need to know to prepare for this next step and to set you up for success.

This guide will introduce you to the ASC and detail the five most important steps you'll undertake on your journey to achieving your matric certificate.[1]

These steps are:

STEP 01: Selecting your subjects

STEP 02: Registering with the DBE

STEP 03: Investing in a support system

STEP 04: Registering with the DBE

STEP 05: Writing your exams

[1]This guide contains information collected in November 2024. This information may be subject to change.

Why Should you Get your Amended Senior certificate?

It offers you the chance to further your education

You need a matric certificate to apply for studies at any higher education institution in South Africa. Getting your ASC means you can further your studies at a tertiary level and can pursue studies for vocational education and training. With your ASC, you can register for occupational certificates with the Quality Council for Trades and Occupations.

Broaden your career opportunities

A matric certificate is the minimum requirement for many jobs. With an ASC, more job opportunities are open to you to explore.

Boost your confidence

Completing your matric and walking away with a certificate is a major achievement that'll provide you with new knowledge, skills and experience in different subjects.

You can study and work at the same time

Online studies give you flexibility. This makes it a great option for working professionals because you can structure your study time around your existing commitments.

Make the most of new opportunities to study online

You can now obtain your matric certificate online. You can study for your matric anytime, anywhere (although you will need to sit your exams in South Africa).

What is the Amended Senior Certificate (ASC)?

There are two types of matric certificates in South Africa – the National Senior Certificate (NSC) (i.e. theie the standard high school matric) and the Amended Senior Certificate (ASC), which is often referred to as the Senior Certificate (SC) or adult matric.

The DBE recognises the ASC as a full equivalent to the NSC that's awarded to all learners in South African high schools who complete Grade 12 via the CAPS curriculum. And like the NSC, the ASC follows the CAPS curriculum, and you are awarded the matric certificate once it's completed.

In other words, the ASC is a qualification for adults that's equivalent to the current NSC. Both are Level 4 qualifications recognised by the South African Qualifications Authority (SAQA). This means that you'll have the qualification necessary to explore further education options like university and vocational education and training.

However, there are some key differences between the NSC and ASC.

National Senior Certificate (NSC)

When you study for your matric qualification in high school, you obtain the NSC. This means that you're under the age of 21 when gaining this qualification.

You take a minimum of seven subjects and will complete a number of internal and external assessments to obtain your matric. Your final results for each subject are made up of an internal School Based Assessment (SBA) mark (25%) and external assessment mark (final exam) (75%).

The NSC is completed in Grades 10 to 12 of high school and takes three years to complete.

Amended Senior Certificate (ASC)

To register for the ASC, you must be 21 years or older at the time of sitting for the exam. The ASC is self-study, meaning that you don't need to be enrolled with an educational institution to complete the certificate. But you can join an adult learning programme to help you with the subject content.

To complete your ASC, you need to register with the DBE and write a final exam for only six subjects (Life Orientation is not an ASC subject requirement). There are no internal SBAs, which means that the final exams count 100% for your final matric results.

The ASC can take anywhere from one to two (and sometimes more) years to complete. Most adult learners complete the ASC part-time, so the length of time taken to complete it can be longer. And while you can complete your studies from anywhere, you must sit your exams in South Africa.

It's also important to note that if you enrol in a programme to help you complete the ASC, they may introduce their own timeline for completion.

NSC vs ASC: Similarities and differences

National Senior Certificate	Ammended Senior Certificate
CAPS curriculum	**CAPS** curriculum
Matric qualification	**Matric** qualification
Under 21 years old	**21 years old and above**
SEVEN subjects	**SIX** subjects
Internal School Based Assessments (SBAs) (25%) + external assessment (75%) = final mark	External assessment (100%) = final mark
Full-time (3 years to complete)	**Part-time** (1–2 years to complete)
Completed during **Grades 10 to 12 of high school**	**No set year** of completion
Exams take place in **October or November**	Exams take place in **May or June**

Are you eligible to register for the Amended Senior Certificate?

The Department of Basic Education (DBE) allows three groups of candidates to register for the Amended Senior Certificate (ASC). Each of these groups is detailed below. If you fall into one of these groups, you're eligible to register.

GROUP 1

Adult learners who are 21 years and older when sitting for the exam, who have one of the following:

1. a General Education and Training Certificate (GETC) for Adult Basic Education and Training (ABET)
2. a Grade 9 (or Standard 7) school report stating that you have passed Grade 9 (or Standard 7)
3. a recognised equivalent qualification obtained at NQF Level 1 which requires two official South African languages.

GROUP 2

Adult learners who are 21 years and older when sitting for the exam, who have already passed some subjects for an ASC or NSC, who:

1. need to complete an ASC qualification
2. have an incomplete NSC and whose School-based Assessment (SBA) has expired
3. completed the NSC in 2008, 2009 and 2010.

GROUP 3 (EXCEPTIONAL CASES ONLY)

Out-of-school youth that are 18 to 20 years old can apply to the Head of Education in the province to write the exams if they have one of the following:

1. a General Education and Training Certificate (GETC) for Adult Basic Education and Training (ABET)
2. a Grade 9 (or Standard 7) school report stating that you have passed Grade 9 (or Standard 7)
3. a recognised equivalent qualification obtained at NQF Level 1 which requires two official South African languages.

Step 1: Selecting your subjects

To complete the ASC, you need to write a total of six subject exams (and pass at least five). So your first step will be selecting your six subjects from the options listed below.

To qualify for a South African matric, your subject choice must include two official South African languages – one at Home Language level and the other at First Additional Language (FAL) level. This applies to all learners sitting their ASC, even foreign nationals.

When choosing your subjects, make sure to keep any future educational or employment plans in mind. This is especially important if you're interested in pursuing studies in science, health science, engineering and law, which usually have specific subject requirements, like Mathematics or Mathematical Literacy. So be sure to do your research before finalising your subject choices.

Selecting English as your Home Language may help your studies, too. Many tertiary institutions include English Home Language as an entry requirement for applicants and use English as the language of teaching and learning.

Amended senior Certificate subjects

LANGUAGE

- Afrikaans Home Language
- Afrikaans First Additional Language
- English Home Language
- English First Additional Language
- IsiNdebele Home Language
- IsiNdebele First Additional Language
- IsiXhosa Home Language
- IsiXhosa First Additional Language
- IsiZulu Home Language
- IsiZulu First Additional Language
- Sepedi Home Language
- Sepedi First Additional Language
- Sesotho Home Language
- Sesotho First Additional Language
- Setswana Home Language
- Setswana First Additional Language
- SiSwati Home Language
- SiSwati First Additional Language
- Tshivenda Home Language
- Tshivenda First Additional Language
- Xitsonga Home Language
- Xitsonga First Additional Language

AGRICULTURE

- Agricultural Sciences



BUSINESS, COMMERCE AND MANAGEMENT STUDIES

- Accounting
- Business Studies
- Economics



HUMAN AND SOCIAL STUDIES

- Geography
- History
- Religion Studies

PHYSICAL, MATHEMATICAL, COMPUTER AND LIFE SCIENCES

- Computer Applications Technology
- Information Technology
- Life Sciences
- Mathematical Literacy
- Mathematics
- Physical Sciences

If you've attempted the NSC exam, your previous credits might be recognised.

For example, all subjects that were passed prior to June 2015 (when the system was changed), at Higher Grade and Standard Grade levels are recognised. Results for Standard Grade levels that have been converted to Lower Grade (due to low marks) aren't recognised.

If you have previous credits recognised, the number of subjects you need to complete will change. For example, if you receive credits for two NSC subjects, you only need to do four subjects for your ASC.

To check which credits will be recognised, contact your local Education District office.

Step 2: Registering with the Department of Basic Education

To write your ASC exams, you need to register with the Department of Education (DBE). Because the ASC requires self-study (sometimes with the support of an adult learning programme), you will access the Curriculum and Assessment Policy Statement (CAPS) and other learning resources from the DBE. You can download the curriculum from the DBE website or collect the materials from your nearest provincial education office.

You'll register to write exams for a minimum of one and a maximum of six subjects in one year. Registration is usually open from October to February/March immediately preceding the exam session.

Once you've registered with the DBE, you're eligible to write your exams when you're ready to do so. Exams only take place in South Africa, so if you've completed your studies abroad, you will need to travel to South Africa for your examinations.

Exams are written in May and June of each year. We recommend contacting your nearest provincial education office to confirm the dates for registration and exams.

The ASC exams are facilitated and marked by the Department of Basic Education (DBE). This remains true no matter how you complete your ASC (including online and brick-and-mortar schools that offer the ASC curriculum).

It's your responsibility to register for your exams with the DBE, even if you're enrolled in an ASC programme.

If you're a South African citizen with an RSA ID number, you can register online to take your exams with the DBE's e-services website. You can also register in person at your nearest provincial education office.

If you're a foreign national, you will only be able to register in person at your nearest provincial education office. Contact details for all provincial education offices are provided later in this guide.

What you'll need to register

Online registration:

- A valid RSA ID number (online registration is open to South African citizens only)
- A valid email address and cellphone number
- A certified copy of your ID or birth certificate (for South African citizens)
- A certified copy of your passport, visa or study permit (for foreign nationals)
- A certified copy of any previous qualifications (eg General Education and Training Certificate)
- A certified proof of your address
- Examination numbers (if you have previously written Grade 12 or equivalent exam)
- A special needs approval (if relevant)

NOTE:

Electronic copies of the documents should not exceed 512KB per document. The following file types will be accepted: PDF, JPG, JPEG, TIFF and PNG. You will be unable to register using a mobile phone, so ensure you have access to a computer to make your application.

In-person registration:

- A completed registration form
- A certified copy of your ID or birth certificate (for South African citizens)
- A certified copy of your passport, visa or study permit (for foreign nationals)
- A certified copy of any previous qualifications (eg General Education and Training Certificate)
- A certified proof of your address
- Examination numbers (if you have previously written Grade 12 or equivalent exam)
- A special needs approval (if relevant)

Department of Basic Education: Provincial offices

Eastern Cape

Physical Address: Steve Vukile Tshwete Education Complex, Zone 6, Zwelitsha
Tel: 040 608 4200
Website: www.ecdoe.gov.za

District offices are located in Butterworth, Cofimvaba, Cradock, Dutywa, East London, Fort Beaufort, Gqberha (formerly Port Elizabeth), Graaff-Reinet, King Williams Town, Lady Frere, Lusikisiki, Makhanda (formerly Grahamstown), Maluti, Mbizana, Mount Fletcher, Mount Frere, Mthatha, Ngcobo, Queenstown, Qumbu, Sterkspruit and Uitenhage.*

Free State

Physical Address: 55 Elizabeth Street, FS Provincial Government Building, Bloemfontein
Tel: 051 404 8000
Website: http://www.education.fs.gov.za/

District offices are located in Bloemfontein, Sasolburg, Welkom and Witsieshoek.*

Gauteng

Physical Address: 6 Hollard Building, 17 Simmonds Street, Johannesburg
Tel: 011 355 0000
Website: http://www.gauteng.gov.za/government/departments/education/Pages/index.aspx

District offices are located in Alrode, Braamfontein, Benoni, Florida, Krugersdorp, Lenasia, Mabopane, Pimville, Pretoria, Sandton, Sebokeng, Springs and Vereeniging.*

KwaZulu-Natal

Physical Address: 247 Burger Street, Pietermaritzburg
Tel: 033 846 5000
Website: www.kzneducation.gov.za

District offices are located in Dundee, Durban, Empangeni, Kokstad, Ladysmith, Mkhuze, Newcastle, Pietermaritzburg, Pinetown, Port Shepstone, Umlazi and Vryheid.*

Limpopo

Physical Address: Corner 113 Biccard & 24 Excelsior Street, Polokwane
Tel: 015 290 7611
Website: www.edu.limpopo.gov.za

District offices are located in Lebowakgomo, Mahwelereng, Modimolle, Mopani, Sibasa, Tzaneen and Vhembe.*

Mpumalanga

Physical Address: Building No. 5, Government Boulevard, Riverside Park, Nelspruit
Tel: 013 766 5000
Website: www.mpumalanga.gov.za/education

District offices are located in Ermelo, Kanyamazane and KwaMhlanga.*

North West

Physical Address: 2nd Floor Executive Block, Garona Building, Mmabatho
Tel: 018 388 2562/2564
Website: www.nwdesd.gov.za/

District offices are located in Mmabatho, Potchefstroom, Rustenburg and Vryburg.*

Northern Cape

Physical Address: IK Nkoane Education House, 156 Barkly Road, Homestead, Kimberley
Tel: 053 839 6500
Website: http://ncdoe.ncpg.gov.za/

District offices are located in De Aar, Kimberly, Mothibistad, Springbok, and Upington.*

Western Cape

Physical Address: Grand Central Towers, Cnr Darling and Lower Plein Streets, Cape Town
Tel: 021 467 2000
Website: www.westerncape.gov.za/dept/education

District offices are located in Caledon, Karoo, Kuils River, Maitland, Mitchells Plain, Paarl, Parow and Worcester.*

**These contact details are pulled from the DBE websites as of November 2023. UCT Online High School is not responsible for any inaccuracies represented here.*

Step 3: Preparing for your exams

If you're completing your ASC without the assistance of an adult learning programme, the first thing you should do is get the Curriculum and Assessment Policy Statement (CAPS) for your selected subjects.

Download the curriculum from the DBE website or collect the materials from your nearest provincial education office. This will provide you with important information about the aims of the curriculum, the content you need to study and how you will be assessed.

There are also a number of resources you can access that'll help you prepare for your exams. Because getting back into school can be difficult, you may opt to join a programme that helps to get you ready for your final exams.

Second Chance Programme resources

The DBE has developed the Second Chance Matric Programme to provide support for learners seeking to obtain their ASC.

As part of this programme, the DBE has compiled a number of resources that you can use as you prepare for your exams. We've outlined some of these resources below to help you get started on your learning journey. The rest can be found on their website.

You can also follow the programme on their Facebook page or contact them via email.

Targeted subjects resources

You can access video and audio lessons, study guides and previous exam papers for 11 subjects.

- Accounting
- Agricultural Science
- Business Studies
- Economics
- English First Additional Language
- Geography
- History
- Life Sciences
- Mathematics
- Mathematics Literacy
- Physical Sciences

Mind the Gap Study Guides

Dive into these guides to study select parts of the curriculum. You'll find explanations of terms and concepts, examples to explain and demonstrate, activities with questions for you to answer, and answer sheets that you can use to check your work. Guides are available for the following subjects:

Language subjects: Afrikaans Home Language, English First Additional Language, English Home Language, Isindebele Home Language, Isixhosa Home Language, Isizulu Home Language, Sepedi Home Language, Sesotho Home Language, Setswana Home Language, Tshivenda Home Language, Xitsonga Home Language.

Non-language subjects: Accounting, Economics, Life Sciences, Geography, Mathematics, Mathematical Literacy, Physical Sciences (Physics), and Physical Sciences (Chemistry).

Practice exams and exam exemplars

To practise and prepare for your exams, you can work through online exams, past exam papers, and exam exemplars (which can be used to get an understanding of the standard and format of questions you can expect for each exam).

Other helpful resources

Siyavula Education

Siyavula Education offers resources for Mathematics and Science subjects from Grades 4–12. These resources are free, high-quality, and curriculum-aligned. Siyavula makes use of many problem-solving exercises enabling virtually unlimited practice for learners.

Learners also receive immediate marking and fully worked solutions to help them understand where they've gone wrong. Resources are available for both Mathematics and Physical Sciences for Grade 12.

Woza Matrics

Woza Matrics is a remote learning support programme. It provides learners with learning materials and study tools via classes that are broadcast on TV and radio and shared online.

Woza Matrics provides resources for the following subjects: Accounting, Business Studies, Economics, English First Additional Language, Geography, History, Life Sciences, Mathematics, Maths Literacy and Physical Sciences.

MTN Online School

MTN Online School offers learners across the country free learning materials. It provides video lessons, extra tuition for grades 10 to 12 and assessments to test your knowledge. You can access these resources via the website or by downloading the app.

Matric Live

Matric Live is an education app that makes learning contextual, visual, and not just theoretical. It supports over 16 subjects and it's currently free. You can download the app here.

Step 4: Investing in a support system

While it's possible to prepare for your exams on your own, a solo learning journey can be a difficult and lonely process. If you want to give yourself the best chance of success, consider enrolling in an ASC programme, such as the Adult Matric programme offered by UCT Online High School.

About UCT Online High School's Adult Matric programme

We believe all learners should have access to quality educational resources and support. As part of our mission to create an equitable and innovative education system in South Africa, UCT Online High School offers an Adult Matric programme that's delivered entirely online. That means you can access the best educational support – no matter where you're located.

What subjects are offered at UCT Online High School?

You need to register for at least six subjects to earn your ASC. UCT Online High School learners register for three compulsory subjects and three elective subjects. The material we cover in all of our subject areas is fully aligned with the South African National Curriculum and Assessment Policy Statements (CAPS).

Are you planning on merging the results of your ASC with results you previously obtained for your NSC?

We're obliged by DBE regulations to enrol you for six subjects. What does that mean for you? When it comes time for you to register for exams, you only need to register for the subjects you want to complete.

In other words, if you only need to pass an additional four subjects to finish your ASC, you will only register for those four exams.

Compulsory subjects You'll be required to take the following subjects:	**Elective subjects** You'll choose three additional subjects from the following electives:
English Home Language	Business Studies
First Additional Language (FAL) (either Afrikaans or isiXhosa)	Economics
Mathematics (either Mathematical Literacy or Mathematics)	Geography
	History
	Physical Sciences (requires Mathematics)
	Life Sciences

How long does the programme last?

Our Adult Matric Programme starts in February, in preparation for examinations in the following calendar year.

How much does the programme cost?

Monthly tuition for the programme is R800.00. Keep in mind that there will be other costs associated with the programme (e.g. the cost of setwork books for your language subjects, data or internet, as well as access to a computer).

When can I apply for the programme?

Our next intake will be in February 2024. Complete the application form to apply.

What do you need to complete your ASC with UCT Online High School?

Learning Supplies

You'll need the following:

- Laptop or desktop computer with a webcam
- Stable internet connection (minimum 10Mbps)
- Uninterrupted power supply (UPS)
- Required set work for each of your language subjects (English, Afrikaans and isiXhosa); see the list here
- Stationary and materials for practical subjects (see the list here)

Learner qualities

- A commitment to approximately 20 hours per week (this may vary based on the experience and learning level of the individual)
- A high level of self-motivation and good work ethic – to work through each module, and submit all assessments
- A reasonable technical proficiency – to work online and master all required tech platforms (like G-Suite, Google Workspace and Moodle)
- The ability to upload and submit documents and/or videos by the required assessment deadlines





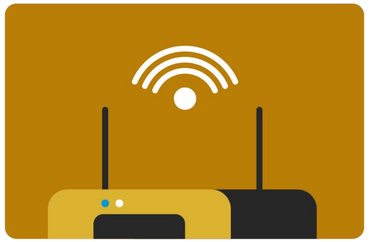

How does the programme help prepare you for the final exams?

The Adult Matric Programme has been designed using the principles of "structured flexibility". This means you have the freedom to organise your study time around your other commitments (keeping in mind that you should be spending roughly 20 hours each week on your ASC commitments).

UCT Online High School provides you with a support structure that'll help you on your journey to obtain your ASC. This includes the following:

- **A dedicated Support Advisor** who is available to you for any administrative queries and who will empower you to optimise the way you work and take advantage of learning online. They are available to you from Monday to Friday (excluding South African Public Holidays) between 8:00am and 5:00pm.
- **Work plans** for each of your subjects, which help you to manage your time and workload. Work plans serve as to-do lists that guide you in completing tasks and meeting deadlines.
- **Sign-posting and wrap-up videos** for each subject, which highlight key outcomes and takeaways, and situate your lessons in the broader context of your learning.
- **Termly revision modules** that highlight the most important examinable content from the previous term and provide you with opportunities to consolidate and apply your knowledge.
- **Mastery Checks** that will show you whether you have achieved an appropriate level of competence for each module across all of your subjects.
- **Past exam papers** that provide invaluable insights into the layout of the exams and the formatting of the questions, and give you a sense of how many papers you can expect to write per subject.
- **Exam Bootcamps** provide a detailed view of what to expect in each section of each paper as well as tips on how best to complete those sections.
- **Technical support** from our Technical Support Team who are available Monday to Friday (excluding South African Public Holidays) between 8:00am and 5:00pm.
- **Our rewards store** where you can use your tokens to purchase various items such as group tutoring sessions with a Learning Facilitator, Takealot vouchers, Laptops and much more.

Step 5: Writing your exams

While you're able to study for your exams anywhere in the world, you're required to write them in person at a registered exam centre in South Africa. These centres are determined by the provincial education offices. The ASC exams are written in May/June of each year. So, if you register in November 2023, for example, you'd be eligible to write your exams in May/June 2024, if you're ready to.

What marks do you need to get for your ASC?

To achieve your ASC, you must obtain:

1. at least 40% in three subjects including your Home Language subject
2. at least 30% in the remaining two subjects including your First Additional Language or Home Language subjects
3. a sub-minimum of 20% in the sixth subject.

Start the application process today

If you're ready to get started on this exciting and life-changing journey, you can head on over to UCT Online High School website to submit your application for the Adult Matric programme. We wish you the best of luck in successfully completing your ASC!



RESOURCES

1. http://ncdoe.ncpg.gov.za/
2. http://www.ecdoe.gov.za
3. http://www.edu.limpopo.gov.za
4. http://www.education.fs.gov.za/
5. http://www.gauteng.gov.za/government/departments/education/Pages/index.aspx
6. http://www.kzneducation.gov.za
7. http://www.mpumalanga.gov.za/education
8. http://www.nwdesd.gov.za/
9. http://www.westerncape.gov.za/dept/education
10. https://app-eassessment.co.za/
11. https://ideas.repec.org/p/unu/wpaper/wp-2018-184.html
12. https://resep.sun.ac.za/wp-content/uploads/2021/03/Technical_Report_-_Second_Chance_Matric_Opportunities.pdf
13. https://www.capetownetc.com/sponsored/applying-for-adult-matric-at-uct-online-high-school-heres-what-you-should-know/
14. https://www.capetownetc.com/sponsored/the-need-to-knows-about-adult-matric/
15. https://www.capetownetc.com/sponsored/what-does-it-take-to-achieve-your-matric-as-an-adult-learner/
16. https://www.citizen.co.za/business/census-2022-376-of-population-completed-matric/
17. https://www.education.gov.za/Curriculum/CurriculumAssessmentPolicyStatements(CAPS).aspx
18. https://www.education.gov.za/Curriculum/CurriculumAssessmentPolicyStatements(CAPS)/CAPSFET.aspx
19. https://www.education.gov.za/Curriculum/SeniorCertificate.aspx
20. https://www.education.gov.za/Curriculum/SeniorCertificate/SCRegistration.aspx
21. https://www.education.gov.za/Portals/0/Documents/Manuals/2018%20eRegistration%20Guide.pdf?ver=2017-10-02-121154-247
22. https://www.education.gov.za/Programmes/SecondChanceProgramme.aspx
23. https://www.education.gov.za/ProvincialDepartments.aspx
24. https://www.eservices.gov.za/
25. https://www.facebook.com/DBE2ndChance/
26. https://www.mtnonlineschool.co.za/login
27. https://www.opensaldru.uct.ac.za/handle/11090/728
28. https://www.siyavula.com/read/za/mathematics/grade-12
29. https://www.siyavula.com/read/za/physical-sciences/grade-12
30. https://www.uctonlinehighschool.com/adult-matric
31. https://www.uctonlinehighschool.com/blog/applying-for-adult-matric-heres-what-you-need-to-know#:~:text=Our%20Adult%20Matric%20Programme%20gives,most%2Drecognised%20university%20in%20Africa!
32. https://www.uctonlinehighschool.com/blog/everything-you-need-to-know-about-_adult-matric
33. https://www.uctonlinehighschool.com/frequently-asked-questions-page
34. https://www.wozamatrics.co.za/

UCT ONLINE HIGH SCHOOL

Learning Liberated